

Overlapping Generations Model: Equilibrium and Steady State

Prof. Lutz Hendricks

Econ720

August 23, 2017

Topics

We study the equilibrium of the OLG production economy

1. Dynamics of capital accumulation
2. Steady state
3. Dynamic efficiency

Competitive Equilibrium

Recall the equilibrium definition for the production economy:

An allocation: $(c_t^y, c_t^o, s_t, b_t, K_t, L_t)$

Prices: (q_t, r_t, w_t)

That satisfy:

- ▶ the household EE and budget constraints (3 equations)
- ▶ the firm's FOCs (2 equations)
- ▶ the market clearing conditions (4 equations)
- ▶ identity: $r = q - \delta$.

Saving Function and Dynamics

Saving Function and Dynamics

We need to describe how the economy evolves over time.

We derive a **difference equation** (a law of motion) for the economy's state variables.

What are the state variables?

- ▶ Variables carried over into the current period from the last period.
- ▶ Variables that are predetermined in the current period.

Here: the state variable is K_t .

More conveniently, we use $k_t = K_t/N_t$ as the state variable.

Saving Function and Dynamics

The evolution of k is characterized by the capital market clearing condition $K_{t+1} = N_t s_{t+1}$ or

$$\begin{aligned} K_{t+1}/N_{t+1} &= N_t/N_{t+1} \cdot s_{t+1} \\ (1+n)k_{t+1} &= s_{t+1} \end{aligned} \tag{1}$$

together with the household saving function

$$s_{t+1} = s(w_t, r_{t+1}) \tag{2}$$

Saving function

Start from the Euler equation

$$\beta(1 + r_{t+1})u'(c_{t+1}^o) = u'(c_t^y)$$

Substitute in the budget constraints for both ages:

$$\beta(1 + r_{t+1})u'([1 + r_{t+1}]s_{t+1}) = u'(w_t - s_{t+1})$$

This implicitly defines a **saving function**

$$s_{t+1} = s(w_t, r_{t+1}) \tag{3}$$

Properties of the saving function

Totally differentiate the Euler Equation to find the derivatives of the saving function:

$$\begin{aligned} & \beta(1+r_{t+1})^2 u''([1+r_{t+1}]s_{t+1}) ds_{t+1} \\ = & u''(w_t - s_{t+1})(dw_t - ds_{t+1}) \end{aligned}$$

Effect of higher endowments:

$$\frac{ds_{t+1}}{dw_t} = \frac{u''(c_t^y)}{\beta(1+r_{t+1})^2 u''(c_{t+1}^o) + u''(c_t^y)} > 0$$

Simply an income effect.

Effect of the interest rate

$$\begin{aligned} & \beta u'([1 + r_{t+1}]s_{t+1})dr_{t+1} \\ & + \beta(1 + r_{t+1})u''(c_{t+1}^o)(s_{t+1}dr_{t+1} + [1 + r_{t+1}]ds_{t+1}) \\ = & -u''(w_t - s_{t+1})ds_{t+1} \end{aligned}$$

The effect is ambiguous (income vs substitution effects):

$$\frac{\partial s_{t+1}}{\partial r_{t+1}} = -\frac{\beta u'(c_{t+1}^o) + \beta(1 + r_{t+1})u''(c_{t+1}^o)s_{t+1}}{\beta(1 + r_{t+1})^2u''(c_{t+1}^o) + u''(c_t^y)} \quad (4)$$

Effect of the interest rate

A simplification:

$$\frac{\partial s_{t+1}}{\partial r_{t+1}} = -\frac{\beta u'(c_{t+1}^o)(1 - \sigma [c_{t+1}^o])}{\beta(1 + r_{t+1})^2 u''(c_{t+1}^o) + u''(c_t^y)} \quad (5)$$

where

$$\sigma(c) \equiv -u''(c)c/u'(c) \quad (6)$$

is the **coefficient of relative risk aversion**.

It follows that savings respond negatively to the interest rate, if $\sigma > 1$.

- ▶ High $\sigma \rightarrow$ small substitution effect \rightarrow income effect raises c_t^y / reduces s_{t+1} .

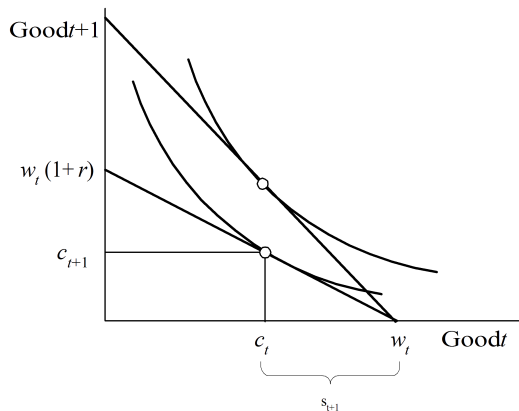
Derivation

Use the 2nd period budget constraint to replace $(1 + r_{t+1})s_{t+1}$ by c_{t+1}^o .

$$\frac{\partial s_{t+1}}{\partial r_{t+1}} = - \frac{\beta u'(c_{t+1}^o) + \beta u''(c_{t+1}^o) c_{t+1}^o}{\beta(1 + r_{t+1})^2 u''(c_{t+1}^o) + u''(c_t^y)} \quad (7)$$

“Pull out” $u'(c_{t+1}^o)$.

Effect of a higher interest rate



The figure illustrates the case where income and substitution effect just cancel.

High $\sigma \implies$ strong curvature of indifference curves.

CRRA Utility

In particular, for the popular CRRA utility function

$$u(c) = c^{1-\sigma}/(1-\sigma)$$

the $\sigma(c)$ is constant (namely σ , show this!).

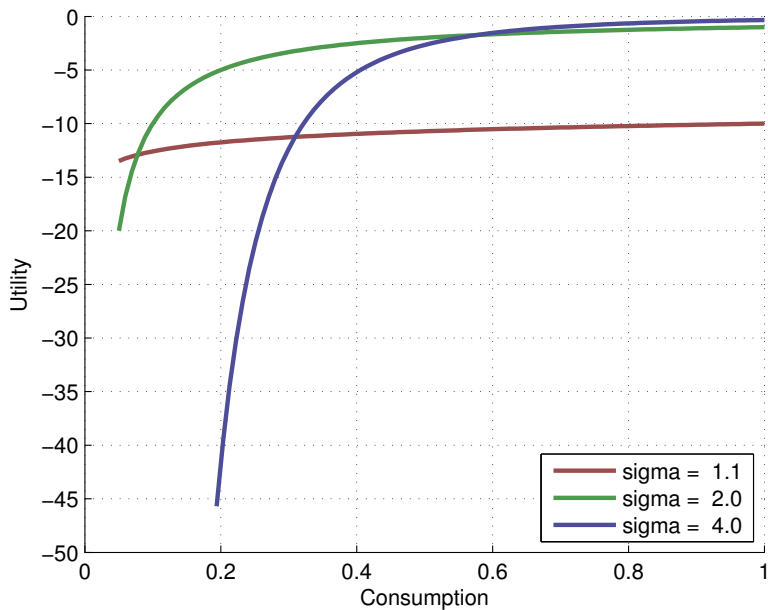
For $\sigma = 1$, this becomes log utility (and $s_r = 0$).

In the data, σ is most likely greater than one, although its value is highly controversial.

CRRA stands for “constant relative risk aversion.”

- ▶ σ is the coefficient of relative risk aversion (see discussion of stochastic economics).
- ▶ $1/\sigma$ is intertemporal elasticity of substitution.

CRRA Utility



Law of motion for capital

Recall $(1+n)k_{t+1} = s(w_t, r_{t+1})$.

Use the firm FOCs to replace the prices:

$$(1+n)k_{t+1} = s(f(k_t) - f'(k_t)k_t, f'(k_{t+1}))$$

This is a first order difference equation of the form

$$k_{t+1} = \phi(k_t)$$

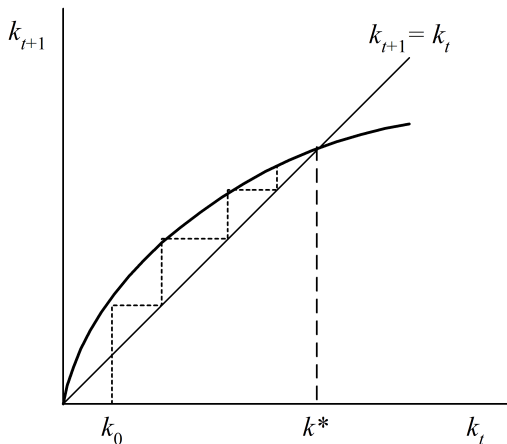
Implicitly differentiating yields

$$\frac{dk_{t+1}}{dk_t} = \frac{-s_w k_t f''(k_t)}{1+n - s_r f''(k_{t+1})} \quad (8)$$

This completely determines the behavior of the economy.

Concave law of motion

If ϕ is concave, we get simple dynamics.



From any initial condition (k_0) the economy converges monotonically to a unique steady state (k^*).

Properties of the law of motion

We know:

- ▶ $\phi(0) = 0$: $k = 0$ is a steady state.
- ▶ The derivative is

$$\frac{dk_{t+1}}{dk_t} = \frac{-s_w k_t f''(k_t)}{1 + n - s_r f''(k_{t+1})} \quad (9)$$

- ▶ A sufficient condition for $\phi' > 0$ is $s_r > 0$. Intuition: the supply of capital is upward sloping.

Otherwise, little can be said in general.

Log utility - Cobb Douglas example

The utility function is $u(c) = \ln(c)$.

Then the household saves a constant fraction of his earnings:

$$c_t^y = w_t / (1 + \beta)$$

and therefore

$$s_{t+1} = w_t \beta / (1 + \beta)$$

Log utility - Cobb Douglas example

Assume further that $f(k) = k^\theta$. Then

$$w = (1 - \theta)k^\theta$$

The law of motion then becomes

$$(1 + n)k_{t+1} = \frac{\beta}{1 + \beta}(1 - \theta)k_t^\theta$$

Because $s_r = 0$ and s_w is a constant, ϕ inherits the curvature of the production function.

A unique, stable steady state exists.

Log utility - Cobb Douglas example

Steady state

$$k^* = \left[\frac{1-\theta}{1+n} \frac{\beta}{1+\beta} \right]^{1/(1-\theta)}$$

Steady state interest rate:

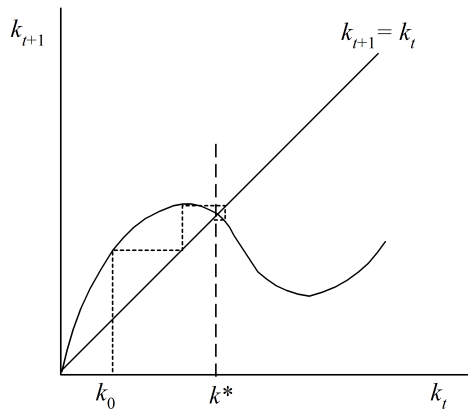
$$\begin{aligned} f'(k) &= \theta k^{\theta-1} \\ f'(k^*) &= \frac{\theta}{1-\theta} \frac{1+\beta}{\beta} (1+n) \\ r &= f'(k) - \delta \end{aligned}$$

Note: the steady state interest rate could be very small (low θ or high β) or very large.

Log utility - Cobb Douglas example

- ▶ The example provides a microfoundation for the Solow model.
- ▶ But it is a special case.

An ill behaved example



The economy oscillates towards the steady state.

Multiple steady states are possible.

An important insight: Even very simple models can have surprisingly complicated (and unpleasant) dynamics.

Steady State and Dynamic Efficiency

Steady State

Definition

A steady state is an equilibrium where all (per capita) variables are constant.

The Golden Rule

Definition

The Golden Rule capital stock maximizes steady state consumption (per capita).

Consumption per young household is

$$c^y + c^o / (1 + n) = f(k) + (1 - \delta)k - (1 + n)k'$$

Impose the steady state requirement $k' = k$ and maximize with respect to k :

$$f'(k_{GR}) = n + \delta \tag{10}$$

Dynamic Inefficiency

Definition

An allocation is dynamically efficient, if $k < k_{GR}$.

- ▶ $k > k_{GR}$ implies a Pareto inefficient allocation.
- ▶ By running down the capital stock, households at all dates could eat more.
- ▶ Nothing rules out a steady state that is dynamically inefficient.

Why Is Dynamic Inefficiency Possible?

- ▶ Vaguely, the **First Welfare Theorem** says:
when all markets are competitive and some other conditions hold, every CE is Pareto Optimal.
- ▶ One of the "other conditions" comes in 2 flavors:
 1. there is a finite number of goods
 2. $\sum_{j=1}^{\infty} p_j < \infty$ where p_j are the CE (Arrow-Debreu) prices.
- ▶ Both conditions are violated in the OLG model.
- ▶ Acemoglu, ch. 9.1.

Intuition: Dynamic Inefficiency

- ▶ A **missing market**: the old must finance their consumption out of own saving, even if the rate of return is very low.
 - ▶ Suppose households value only c^o .
 - ▶ Then households save all income at rate of return $f'(k') - \delta$.
 - ▶ For high k' , this can be negative.
- ▶ An alternative arrangement that makes everyone better off:
 - ▶ In each period, each young gives up 1 unit of consumption.
 - ▶ Each old gets to eat $1 + n$ units.
 - ▶ If $n > f'(k) - \delta$, this makes everyone better off.
 - ▶ We will return to this idea in the section on “social security.”

Final Example: Government Bonds

Demographics: $N_t = (1 + n)^t$. Agents live for 2 periods.

Preferences:

$$(1 - \beta) \ln(c_t^y) + \beta \ln(c_{t+1}^o)$$

Endowments:

- ▶ The initial old are endowed with s_0 units of capital.
- ▶ Each young is endowed with one unit of work time.

Environment

Technology:

$$C_t + K_{t+1} - (1 - \delta)K_t = F(K_t, L_t) = K_t^\alpha L_t^{1-\alpha}$$

Government: The government only rolls over debt from one period to the next:

$$B_{t+1} = R_t B_t$$

Markets: for goods, bonds, labor, capital rental.

Questions

1. Solve the household problem for a saving function.
2. Derive the FOCs for the firm.
3. Define a competitive equilibrium.
4. Derive the law of motion for the capital stock

$$(b_{t+1} + k_{t+1})(1 + n) = \beta(1 - \alpha)k_t^\alpha \quad (11)$$

where $b = B/L$.

5. Derive the steady state capital stock for $b = 0$. Why does it not depend on δ ?
6. Derive the steady state capital stock for $b > 0$.
7. Show that the capital stock is lower in the steady state with positive debt (crowding out).

Where Are OLG Models Used?

Two period OLG models:

Mostly used for theoretical “examples”

Galor (2005)

Many period OLG models:

Commonly used for policy analysis (computational)

Pioneered by Auerbach and Kotlikoff (1987)

Models with heterogeneous agents to study wealth inequality (Huggett, 1996), earnings distribution (Huggett et al., 2011), tax policy, ...

Reading

- ▶ Acemoglu (2009), ch. 9.
- ▶ Krueger, "Macroeconomic Theory," ch. 8
- ▶ Ljungqvist and Sargent (2004), ch. 9 (without the monetary parts).
- ▶ McCandless and Wallace (1991) and De La Croix and Michel (2002) are book-length treatments of overlapping generations models.

References I

- Acemoglu, D. (2009): *Introduction to modern economic growth*, MIT Press.
- Auerbach, A. J. and L. J. Kotlikoff (1987): *Dynamic fiscal policy*, Cambridge University Press.
- De La Croix, D. and P. Michel (2002): *A theory of economic growth: dynamics and policy in overlapping generations*, Cambridge University Press.
- Galor, O. (2005): "From Stagnation to Growth: Unified Growth Theory," in *Handbook of Economic Growth*, ed. by P. Aghion and S. N. Durlauf, Elsevier, vol. 1A, 171–293.
- Huggett, M. (1996): "Wealth distribution in life-cycle economies," *Journal of Monetary Economics*, 38, 469–494.
- Huggett, M., G. Ventura, and A. Yaron (2011): "Sources of Lifetime Inequality," *American Economic Review*, 101, 2923–54.

References II

Ljungqvist, L. and T. J. Sargent (2004): *Recursive macroeconomic theory*, 2nd ed.

McCandless, G. T. and N. Wallace (1991): *Introduction to dynamic macroeconomic theory: an overlapping generations approach*, Harvard University Press.